



**Trophy SE**

23/11/2017 00:09:52



---

# Trophy SE

£14,599.00 †

---

## PRODUCT INFO

---

### OVERVIEW

Eating long distances in supreme comfort is what the Trophy does best. Added to that is its amazing ability to transform into a motorcycle that is equally happy to tackle the twisty roads. With the Trophy SE we took the already extensively equipped Trophy and upgraded it with electronic suspension and added a host of features including a high quality sound system with Bluetooth® and iPod connectivity.

The result is the ultimate in touring bike luxury, with the most comprehensive levels of equipment ever seen on any Triumph. All paired up with the sharpest, best handling chassis in the class and a muscular, torque laden 1215cc engine steeped in three-cylinder character.

In addition to the Electronic Suspension and Bluetooth® audio system, the Trophy SE adds our TPMS Tyre Pressure Monitoring System, a USB port, and an additional 12v power socket.

---

### ENGINE

#### Performance

The beating heart of the machine, this spirited engine delivers excitement on demand; no need to wait for the revs to rise or be forced to kick down a gear at the wrong time. You'll feel it and you'll hear it as the infamous Triumph Triple delivers its inimitable, spine tingling sound.

The 134PS, 1215cc three-cylinder engine pumps out 120Nm of torque, which spreads the power throughout the rev range giving you effortless acceleration and smooth cruising. The ride-by-wire throttle system makes sure that you get exactly the torque you want and expect with precision and smoothness - important in a bike designed for long distances.

#### Fuel Efficiency

Spending more time on the road and less time at the petrol station is important to any rider. The Trophy's efficient engine and tall 6<sup>th</sup> gear provides relaxed cruising and impressive economy with 69.2mpg at 56mph, and 54.5mpg at 75mph. The tank is a capacious 26 litres allowing well over 250 miles between refills.

#### Shaft Drive

The Trophy SE features a low maintenance shaft drive for trouble free touring.

#### Torsional Damping System

We've even included a torsional damping system to transfer power from the gearbox to the shaft through a sprung bevel gear, and a metalastic universal joint for an exceptionally refined power train.

| ENGINE       |   |
|--------------|---|
| TYPE         | Liquid-cooled, 12 valve, DOHC, in-line 3-cylinder               |
| CAPACITY     | 1215cc  |
| BORE         | 85mm  |
| STROKE       | 71.4mm  |
| SYSTEM       | Ride by wire, fuel injection                                    |
| EXHAUST      | Stainless steel 3 into 1, side mounted stainless steel silencer |
| FINAL DRIVE  | Shaft Drive   |
| CLUTCH       | Wet, multi-plate  |
| GEARBOX      | 6 Speed Constant Mesh   |
| OIL CAPACITY | 4.0L  |

## CHASSIS

### Frame

Hidden beneath the sleek, protective bodywork is a rugged, stiff but light aluminium beam frame, capable not just of carrying heavy loads but enabling very precise and agile handling too. The enormous 239KG payload makes light work of heavy loads.

### Triumph Electronic Suspension

Electronic suspension on the SE gives you the plush ride you'd expect from a luxury touring bike. Using the left handlebar switches and intuitive dash menu system you can alter the damping front and rear and the rear spring preload to cope with the full range of loads from unladen solo to full luggage and two-up, as well as adjusting for riding style from comfort to sport.

### Handling

With its exceptional wheel control you can take full advantage of the outstanding agility. It's very comfortable, of course, but it also handles like no other touring bike to make twisty back roads satisfying and fun.

### Riding Position

We focussed on long distance comfort for you and your passenger so handlebars and footrests are positioned for an upright and very spacious riding position, front and rear.

### Adjustable Seat Height








We made the seat on the Trophy SE as supportive as possible. It's been very carefully shaped for many continuous hours on the road and it's easily height adjustable between 800mm and 820mm.

| CHASSIS                          |   |
|----------------------------------|---|
| FRAME                            | Aluminium beam twin-spar  |
| SWINGARM                         | Single-sided, cast aluminium alloy with shaft drive   |
| FRONT WHEELS                     | Cast aluminium 5-spoke 17 x 3.5in   |
| REAR WHEELS                      | Cast aluminium 5-spoke 17 x 6.0in   |
| FRONT TYRES                      | 120/70 ZR17   |
| REAR TYRES                       | 190/55 ZR17   |
| FRONT SUSPENSION                 | WP 43mm upside down forks, electronically adjustable rebound damping (sport/normal/comfort) with 127mm travel.  |
| REAR SUSPENSION                  | WP monoshock with integral oil reservoir, electronically adjustable hydraulic preload (1up, 1up+luggage, 2up), electronically adjustable rebound damping (sport, normal, comfort), 120mm rear wheel travel.   |
| BRAKES FRONT                     | Twin 320mm floating discs, Nissin 4-piston calipers, linked brakes (2 pistons in RH caliper activated by rear brake), ABS (non-switchable)  |
| BRAKES REAR                      | Single 282mm disc, Nissin 2-piston sliding caliper, ABS (non-switchable)  |
| INSTRUMENT DISPLAY AND FUNCTIONS | Dual analogue gauges (speedometer and tachometer) with multi-function dot matrix LCD display screen, ambient light level brightness compensation. Rider-configurable dual trip computers (1 with adjustable automatic reset). Screen shows audio system information, TES status, TPMS status, fuel gauge, range to empty indication, service indicator, gear position indication, clock, air temperature, frost warning and accessory heated seats/grips status display, cruise control status and headlight level adjustment. Hazard warning light button. Scroll/select button on handlebars. |


## PERFORMANCE

MAX POWER EC 132 8900

MAX TORQUE EC 118 6450

| ACCESSORIES   | DESCRIPTION   | PRICE                  |
|---|---|------------------------|
|    | Lid Cover Kit, Top Box (A9508156 JI)<br>Triumph lid cover is the perfect finishing touch to use in conjunction with Triumph Top boxes.  | <b>RRP<br/>£102.00</b> |
|    | Pannier Inner Bag (A9500501)<br>High quality executive inner bag, offered for use with the Sprint GT & Trophy Pannier System. Constructed from durable, high quality nylon with preformed base for added water resistance. Features dual carry handles, detachable padded shoulder strap, subtle union flag stitch detailing, oversized branded zip pulls for ease of use with gloved hands. Sold singularly. | <b>RRP<br/>£41.00</b>  |
|    | Sliding Carriage (A9508161)<br>Sliding Carriage mechanism facilitates mounting of a top box. Features floating mechanism allowing the top box to move independently to ensure the handling characteristics are unaffected, even when fully loaded. Also incorporates an automatic electrical connection when the top box is installed.  | <b>RRP<br/>£118.00</b> |
|   | Top Box - Powered (T2351028)<br>Bespoke Triumph top box featuring high security one key locking mechanism, colour coded lid covers (required separately) and fully weatherproof construction. Offers 55 litres carrying capacity, and can accommodate a full face helmet. Features 12v electrical socket for convenient charging of electrical items.   | <b>RRP<br/>£250.00</b> |
|  | Trophy Tank Bag 15 litres (A9510095)<br>Bespoke Triumph tank bag offering up 15 litres of convenient storage. Mounts via unique hinge lock mounting mechanism with elasticated snap clip. Moulded construction to allow efficient use of space and maintain clearance to controls. Supplied complete with detachable map pocket and weather cover.  | <b>RRP<br/>£94.00</b>  |
|  | Top Box Inner Bag (A9500505)<br>High quality executive Top box inner bag, offered for use with the Touring Top Box. Constructed from durable, high quality nylon with preformed base for added water resistance. Features dual carry handles, detachable padded shoulder strap, subtle union flag stitch detailing, oversized branded zip pulls for ease of use with gloved hands.                            | <b>RRP<br/>£77.00</b>  |
|  | Comfort Passenger Seat (T2308266)<br>Passenger comfort seat unit incorporating 3D net insert for enhanced weight distribution.  | <b>RRP<br/>£61.43</b>  |
|  | Heated Rider Seat (A9708350)<br>Thermostatically controlled, bespoke heated seats are a must for any serious touring or cold climate use. Featuring switchable temperature settings and high quality heating elements for efficient, comfortable heating with 3D net inserts for optimum comfort. Available for both rider and passenger. Seat height approximately 805/825mm. (adjustable)                   | <b>RRP<br/>£280.00</b> |
|  | Dual Temperature Heated Grips (A9638094)<br>Bespoke heated grip kit designed for use on Trophy. New slim grips with identical appearance to OE parts, with internal wiring for a neater appearance. Integral switch is housed within existing controls.   | <b>RRP<br/>£159.00</b> |

| ACCESSORIES   | DESCRIPTION  | PRICE                                |
|---|--|--------------------------------------|
|    | <p>Heated Low Rider Seat (A9708351)</p> <p>Thermostatically controlled, low heated rider seat, a must for any serious touring or cold climate use. Featuring switchable temperature settings and high quality heating elements for efficient, comfortable heating with 3D net inserts for optimum comfort. Approximately 30mm lower than standard equipment. (Seat height 775mm/795mm)</p> | <p><b>RRP</b><br/><b>£270.00</b></p> |
|    | <p>Heated Passenger Seat (A9708260)</p> <p>Thermostatically controlled, bespoke heated seats are a must for any serious touring or cold climate use. Featuring switchable temperature settings and high quality heating elements for efficient, comfortable heating with 3D net inserts for optimum comfort. Available for both rider and passenger.</p>                                   | <p><b>RRP</b><br/><b>£240.00</b></p> |
|    | <p>Low Rider Seat (T2304486)</p> <p>Bespoke low rider seat featuring matched high quality fabrics and stitch detailing, coupled with 3d net insets for optimum comfort. Offers a 30mm height reduction. Seat height approximately 775/795mm. (adjustable)</p>  | <p><b>RRP</b><br/><b>£127.00</b></p> |
|    | <p>Top Box Back Rest (A9500506)</p> <p>Moulded passenger backrest pads for fitment to the Triumph touring top box for additional passenger comfort. Features textured finish and Triumph logo branding. Self-adhesive installation – no other Triumph Motorcycle accessories required.</p>   | <p><b>RRP</b><br/><b>£36.00</b></p>  |
|  | <p>CNC Machined GPS Bracket (A9828009)</p> <p>Machined aluminium GPS mounting kit designed to accommodate the Garmin Zumo 660 navigation system. (May fit others) Anodised black finish with laser etched detailing. Not suitable for US Specification models fitted with Satellite Radio.</p>   | <p><b>RRP</b><br/><b>£41.00</b></p>  |
|  | <p>Auxiliary Power Socket Kit (A9828005)</p> <p>Additional auxiliary power socket which plugs directly into the main Triumph Motorcycle harness.</p>   | <p><b>RRP</b><br/><b>£25.50</b></p>  |
|  | <p>High Touring Screen Quantum Coated (T2308811)</p> <p>High touring screen designed to mount directly onto the Triumph Trophy SE's electronically adjustable screen mechanism. Quantum coated for unsurpassed scratch resistance and optical clarity, with an additional 38mm of width and 25mm height for improved wind protection for rider and passenger.</p>                          | <p><b>RRP</b><br/><b>£139.74</b></p> |
|  | <p>Paint Protection Kit (A9930245)</p> <p>Durable, pre-cut paint protection film offers protection for paintwork in high contact areas. The Trophy paint protection kit, includes bespoke protection film panels for the fuel tank, fairings and panniers. Supplied complete with all required installation tools, application solution and full easy to follow instructions.</p>          | <p><b>RRP</b><br/><b>£164.00</b></p> |
|  | <p>Front Mudguard Extension (A9708258)</p> <p>Injection moulded front mudguard extension boasting an additional 105mm of protection. Manufactured from durable textured black ASA. Note: Installation requires drilling of front mudguard.</p>   | <p><b>RRP</b><br/><b>£25.50</b></p>  |
|  | <p>Alarm Kit - Thatcham Approved (A9808012)</p> <p>Thatcham approved (Category 1) bespoke alarm immobiliser system developed in conjunction with Datatool. Designed to be installed whilst ensuring the integrity of the motorcycle wiring harness. Features Resin filled water and vibration resistant construction.</p>  | <p><b>RRP</b><br/><b>£310.00</b></p> |

| ACCESSORIES  | DESCRIPTION   | PRICE   |
|--|---|---|
|  <p data-bbox="344 248 480 398">TPMS Tyre Pressure Monitoring System (A9640169)</p> | <p data-bbox="531 208 1254 293">A Tyre Pressure Monitoring System to measure front and rear tyre pressures, which are then displayed on the instrument panel of your Triumph motorbike.</p> <p data-bbox="531 327 1235 412">Additional information:<br/>- Generates convenient automatic warning alerts if tyres fall below optimum levels.</p> | <p data-bbox="1318 293 1414 349"><b>RRP<br/>£205.00</b></p> |

† \* On-the-road retail price inclusive of first registration fee, Vehicle Excise Duty, manufacturer's delivery to retailer, number plate, tax disc holder, petrol, first service labour† and VAT @ 20%. We reserve the right to amend prices at any time and without notice. †When performed by the supplying dealer. Accessory prices include VAT at the current rate of 20%. Fitting charges are not included; please check these with your dealer. We reserve the right to amend prices at any time and without notice.